

Newport City Council Independent Living Strategy 2017-2022



contents

Foreword	Page 4
Introduction	Page 5
Purpose of the Strategy	Page 7
What Does Newport Look Like?	Page 10
What Does Learning Disability Mean?	Page 11
How Many People with a Learning Disability Live in Newport	Page 12
Community Services	Page 14
Key Actions to Develop Community Services	Page 17
Supported Living and Residential Services	Page 19
Levels of Need	Page 20
Placement Data	Page 24
Reducing Levels of Need	Page 25

Strategic Development of Supported Living Services **Page 28**

Key Actions to Develop Accommodation and Support Services **Page 29**

Consultation **Page 31**

DRAFT

Foreword

Thank you for taking the time to read this draft strategy.

DRAFT

Newport City Council Independent Living Strategy 2017-2022

Introduction

Newport City Council's Learning Disability Accommodation Strategy 2012-17 provided a blueprint for practitioners, care and support providers, Registered Social Landlords (RSL's), planners and commissioners to collaborate in meeting the future accommodation needs of people with learning disabilities. The strategy was informed and shaped by a recognition that the face of public sector provision was itself radically changing, along with differing expectations of adults with learning disabilities. The strategy has been highly successful as it has provided a context and a reference point in commissioning residential and supported living services to meet the needs of adults with learning disabilities.

In taking stock and updating our approach to reflect a more contemporary perspective, it is important to acknowledge the consistency of direction that was afforded by the Learning Disability Accommodation Strategy 2012-17. Now, with the advent of the Social Services and Well-being (Wales) Act 2014, it is fitting that we should widen our the scope of our strategy for adults with learning disabilities in Newport to not only consider accommodation needs, but to embrace the opportunities presented by the Act to promote greater independence for adults with learning disabilities in all aspects of community living.

The range and scope of the SSWB Act is far reaching, but the key principles will guide Newport's Independent Living Strategy. Local authorities are compelled by the Act to promote a greater choice of services, to reduce dependency, and to focus on preventative services. The Act also requires local authorities to develop new service models and user-led initiatives, such as co-production and social enterprises. Rather than looking at accommodation needs as merely bricks and mortar, we need to continue to consider the care and support models in the context of these priorities set out in the Act.

The Gwent Population Needs Assessment identifies a priority outcome for people with learning disabilities and autism spectrum disorders to support people to live independently with access to early interventions services in the community. The approaches set out in this strategy are consistent with this outcome.

This document will also highlight the significant progress we have made since we first identified our approach in the Learning Disability Accommodation Strategy 2012. The following key statement is taken from the Introduction in 2012.

“At present, the options for adults with a learning disability to live independently are limited. There is a mixture of support provision, but this is mainly based upon people living in a traditional registered care home, a supported living setting that has been deregistered, or receiving targeted support while living in social housing. While there is a place for good 24 hour support services, there is a need to ensure that support packages do not remain static and prevent people having choice over where they live and who they live with.”

It is instructive to consider the major advances made and distance travelled since that statement. Encouragingly, the new Ty Eirlys scheme which opened in April 2017, is focussed on a rounded and inclusive community experience for the tenants. This will provide further impetus to align accommodation solutions and social care models, particularly those that reflect the imperatives of the Act. By ensuring that we have the right systems in place to facilitate effective planning between Social Services, Strategic Housing and Registered Social Landlords (RSL's), we can prepare a range of accommodation and support solutions that meet the diverse needs of adults with learning disabilities. The models that we need to create will be based on the premise that, rather than developing homes for life for people, we will provide the right accommodation and support tailored to an individual's needs at their particular stage of life. The strategy is now broadened to take in the scope of support and services that is needed throughout the community to enable adults with learning disabilities to live more independently.

DRAFT

Purpose of the Strategy

The purpose of this strategy is to identify the means by which we will meet the eligible needs of adults with learning disabilities in Newport, while developing opportunities for independence and community resilience. The Social Services and Well-being (Wales) Act 2014 places an emphasis on the local authority to offer advice and assistance. This strategy therefore needs to account for the requirement of the local authority to act as a signpost to other aspects of community support. In tandem with this approach, we will also consider the emerging focus of our approach to the commissioning of services, based on our evaluation of those services that are likely to be needed in the future.

The following are key principles of the strategy:

- **To reflect significant changes in legislation, policy and planning**

- Social Services and Well-being (Wales) Act 2014

- This act drives the way in which local authorities need to discharge its social care functions.

- Well-being of Future Generations (Wales) Act 2015

- The Independent Living Strategy is thematically consistent with this Act, as it sets out a pathway to meet long-term need on a more sustainable basis. It focusses on supporting individuals to be more independent in the long term, and less reliant on the Council as a provider of services. It is preventative in scope, and this reduced dependency is accompanied by a focus on greater participation in the community and will enhance wellbeing.

- Autism Spectrum Disorders Strategic Action Plan for Wales 2008

- This Action Plan identifies steps to improve educational and employment opportunities for people with autism, as well as developing better awareness of available information and resources.

- Newport City Council Corporate Plan 2017-2022

- The strategy has synergy with the Corporate Plan, particularly with the commitment to providing opportunities for development of skills and education, community cohesion, fairness and equality and a sustainable and vibrant Newport.

- Gwent Charter for Working Together

The Strategy supports the aims and aspirations of people with learning disabilities, as set out in the Gwent Charter for Working Together.

- **To reflect changing demographic pressures**

- An Older LD population
- Older Family Carers
- Younger people with a learning disability and additional complex needs eg mental health, autism
- Younger care leavers with a learning disability who are at risk of exploitation
- People with Profound and Multiple Learning Disabilities (PMLD)
- Ensure that the range of service options are available to meet the changing needs of individuals at different stages of their life
- Information presented in Gwent Population Needs Assessment

- **To ensure effective partnership working with key stakeholders**

- Adults with Learning Disabilities
- Carers
- Strategic Housing in Newport City Council
- Registered Social Landlords
- Aneurin Bevan University Health Board
- Other Local Authorities
- Private and 3rd sector service Providers

- **To make effective use of diminished resources and working within budget constraints**

- Increased emphasis on working towards outcomes using a targeted approach
- To enable Social Workers to plan pathways of care based on individual need, rather than service availability
- Enable providers to develop business strategies based on projected needs
- Maximise opportunities for successful capital grant funding projects
- To ensure that services are sustainable within the scope of the resources that are available

- **To identify a range of approaches to promote independence**

- Building on existing community resources
- Creating the conditions to stimulate community support for adults with learning disabilities

- Pathways to independence
- **To encourage creativity and innovation**
 - Developing new models of accommodation and support
 - Co-production and Social Enterprise

DRAFT

What does Newport look like?

Key Demographics

In 2015 Newport's population was estimated at 147,769 – an increase of over 2,000 since the 2011 census. Newport is the 3rd largest city in Wales.

Newport has a youthful population with 20% of residents being aged 0-15, the greatest proportion of any local authority in Wales.

Despite this, increasing life expectancies mean that Newport has a growing older population. 17% of the population are aged 65 or over and there are over 1,000 people aged 90 or over.

Newport has the 2nd largest number of people from minority ethnic communities in Wales, estimated at 6.6% of the population in 2009.

The average household income in Newport is £33,139. Over 20,000 households in Newport are classed as living in relative poverty.

There is high demand for housing of all tenures. As of July 2017 there were 7,332 active housing applications on Newport's housing waiting list.

Newport is undergoing major changes with many parts of the city being redeveloped to create a better environment for people to live, work and visit. It has a distinctive role as a city and the aim is to revive the city centre and the surrounding districts to make it a more sustainable city where people can live closer to places where they work and shop and are encouraged to use public transport. Newport has a key regional role within south east Wales and partner agencies are working together to regenerate the city and turn it into a thriving centre for business, leisure and living. The city has long been an ethnically diverse area but its demographic make-up has remained essentially stable for a significant period of time.

What does learning disability mean?

Learning Disability covers a broad spectrum of individuals. A learning disability is a reduced intellectual ability and difficulty with everyday activities – for example household tasks, socialising or managing money – which affects someone for their whole life. It's important to remember that with the right support, most people with a learning disability in the UK can lead independent lives. A learning disability affects the way a person learns new things in any area of life, it affects the way they understand information and how they communicate. Around 1.5 million people in the UK have a Learning Disability which means they can have difficulty:

- Understanding new or complex information
- Learning new skills
- Coping independently
- Interacting with others

Learning disability can be termed mild, moderate or severe. Some people with a mild disability can communicate easily and look after themselves but take a bit longer than usual to learn new skills. Others may not be able to communicate at all and have more than one disability. They may need full-time care and support for every aspect of their life. Having a Learning disability means that a person needs extra time and guidance to learn something. It does not mean that a person is incapable of learning.

However, people with a learning disability have exactly the same rights as every other member of society and with the same need to be treated with dignity and respect.

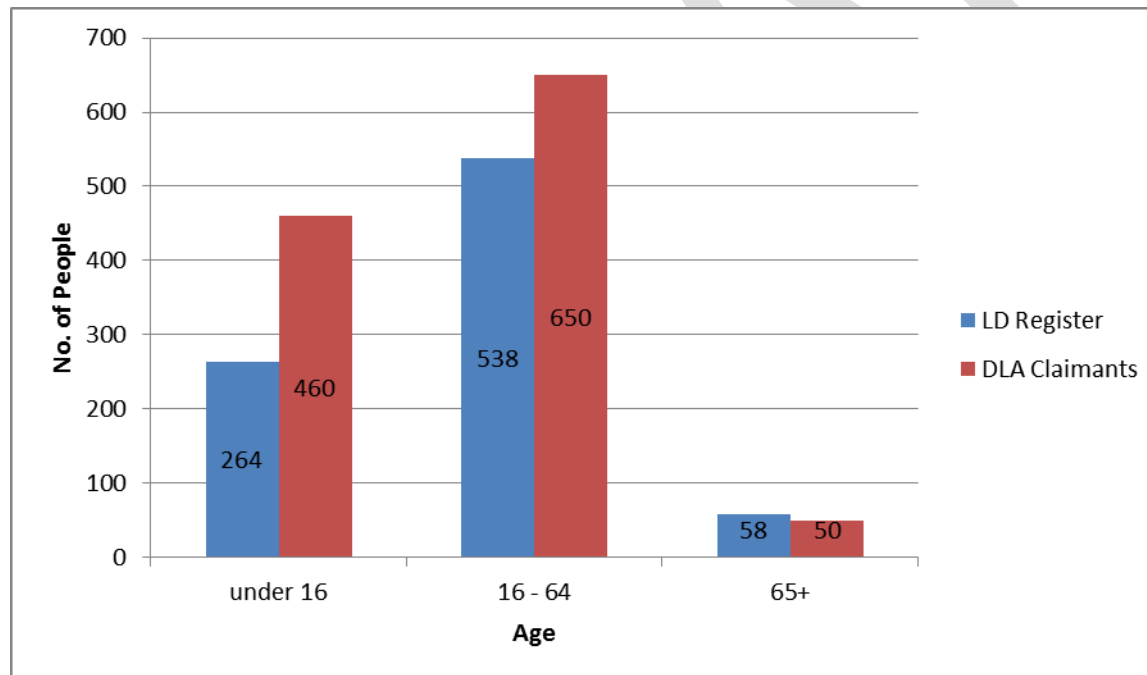
How many people with a learning disability live in Newport?

How many people with a learning disability live in Newport?

There are 860 people are on the register of people with learning disabilities in Newport, the vast majority of who live in their own home or with parents or family. *(source Stats Wales, 2017)*

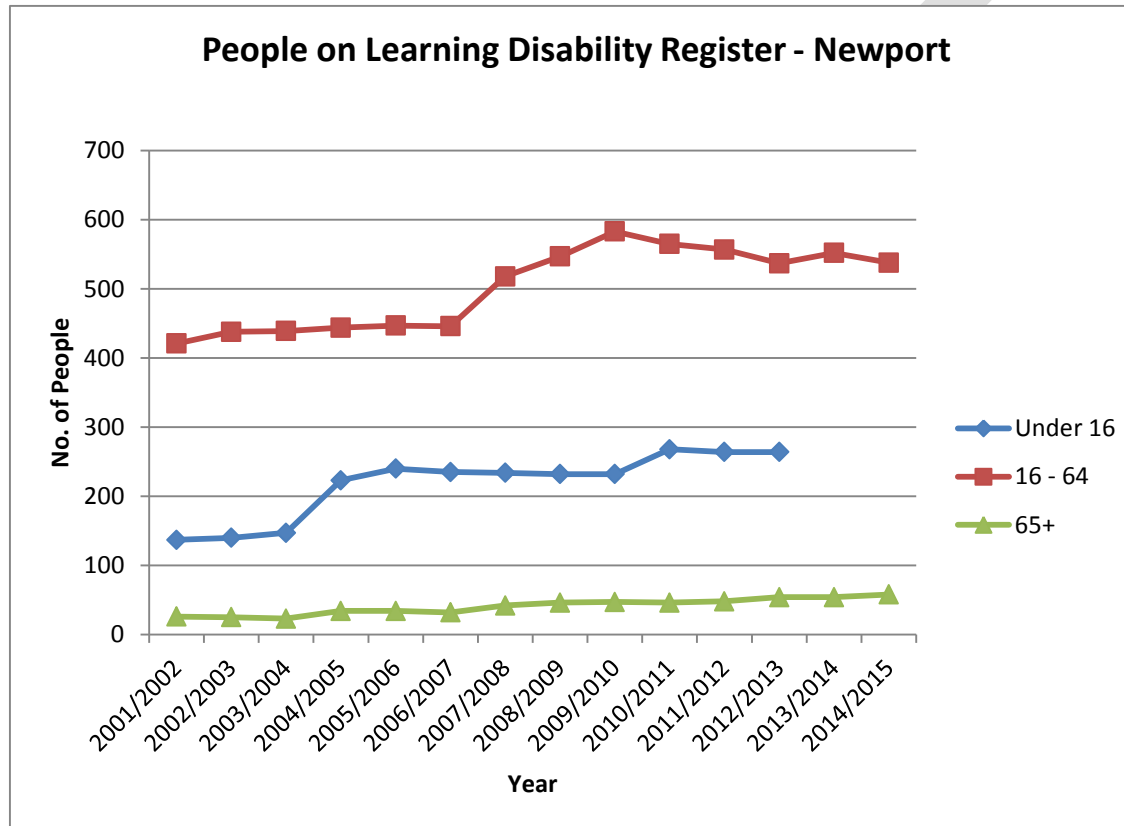
	Community Placements				Residential Placements				TOTAL
	Own Home	Parent/Family	Foster Home	Lodgings/Supported Living	Health Service Accommodation	LA Residential Accommodation	Private or Voluntary Residential Accommodation	Other	
No. People	70	548	38	116	7	2	79	0	860

In November 2015 1,160 people in Newport were claiming Disability Living Allowance due to having a learning disability.



As shown in the above chart, there are over 1,160 people classified with a learning disability in Newport, of which only 695 receive support from Social Services. A distinction needs to be made between the figures used by the Benefits Agency, and the 860 people cited by Stats Wales as being on the learning disability register in Newport. The apparent anomaly is perhaps best explained by different approaches to classification used by the respective agencies, with the probability that some individuals may identify themselves as being learning disabled solely in the context of their entitlement to particular state benefits.

Since 2001/02 there has been a steady increase in the number of people on the register of people with learning disabilities, particularly young people.

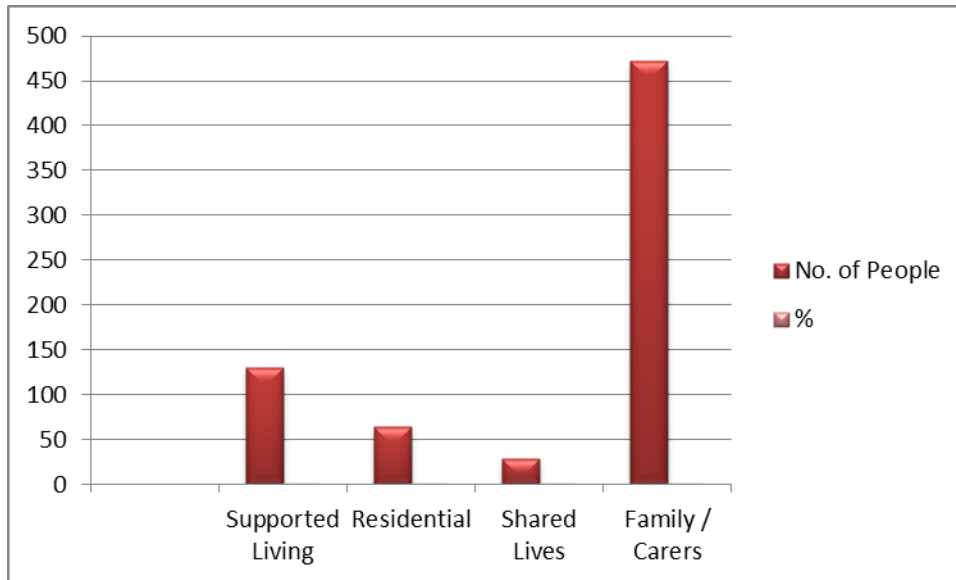


Market Position Statement - Community Services

Key Messages	National and Local Context
Signposting to existing resources is vital in reducing dependency on the Council	Social Services and Well Being Act 2014 – focus on signposting and development of independent living skills, diversity of service models
Promotion of independent living skills at an earlier age through closer working with Education	Newport City Council Corporate Plan 2017-2022 – focus on educational opportunities and a vibrant and sustainable Newport
Promotion of alternative service models such as time banking, co-operatives, co-production	Well-being of Future Generations (Wales) Act 2015 – focus on sustainability and long-term viability

Newport City Council currently provides services to meet the eligible support needs of 695 adults with learning disabilities. While a total of 226 are in Residential, Supported Living, and Shared Lives provision, 472 people receive packages of care and support while continuing to live with family carers.

Accommodation Type



Over the past five years, the landscape of community services in Newport for adults with learning disabilities has improved. There is now a broader range of day opportunities available than previously. The Council's day service at Brynglas now focusses on more specialist provision for people with PMLD, following a re-modelling of the scope of the provision. The subsequent transformation of the service to meet this particular group of people has meant that there have been opportunities for other providers to develop services. The outcome has been that new and existing providers have developed new services to meet the changing demand. Many of the people who use these services have given very positive feedback about the way in which services are now more responsive and suited to their needs as individuals.

While each provider has utilised their own particular skill set or focus to their service, there has been some commonalities of approach. Increasingly, services are focussing on developing people's independent living skills, rather than just providing a social outlet. We will continue to challenge providers to develop services that are responsive to those individual needs by commissioning services that are outcomes-based. We have also seen some tentative beginnings of joint working between some of these providers. In particular, some of the Supported Living providers have actively sought out community services that could offer appropriate day and evening opportunities for their tenants.

Residential respite is an important service which can offer care and support to adults with learning disabilities and their family carers. The Council commissions a provider to perform this service at Centrica Lodge. The service is consistent with our focus on maintaining independence, with an emphasis on helping people develop their independent living skills during their periods of stay. Following a successful application to the Integrated Care Fund (ICF), the Council has upgraded and refurbished Centrica Lodge, which will offer an enhanced experience for people during their stay. The addition

of en-suite facilities throughout the home and a lift to improve access for people with restricted mobility are very attractive features. These improvements also include easier access for wheelchair users to the kitchen area, with low level sinks and worktops provided, enabling residents to have the opportunity to take a more active role in preparing their own food. These environmental improvements also enable the service to be delivered in a way that is more focussed on the attainment of individual outcomes.

The Council opened up the framework of approved providers for community services in 2017/2018. This will allow providers to engage with the Council and outline the future direction of their services, as well as enabling new providers to enter the market. As there is an ever-increasing emphasis on community cohesion, we need to encourage providers to avoid insularity and look for opportunities to work together with an outcome based approach, sharing skills and resources where appropriate. There are encouraging signs that the market is recognising this need for collaboration. For example, we went out to tender for support for 9 adults with learning disabilities in March 2018. This has been awarded to a partnership of 2 providers who will utilise their complementary skill sets and areas of expertise to give people a more inclusive and holistic service. As the service will be integrated into existing community resources, it reduces the costs to the Council of paying for a fixed community base.

What Are the Challenges Facing the Development of Community Services?

The SSWB Act has increased the responsibility of the Council to act as a signpost for low level community services, such as help with transport and social activities. Clearly, the rationale is to build upon existing community resources and to reduce demand for more complex care and support packages, whoever provides them.

The Community Connectors can help to provide information on community resources, while the First Contact function will continue to play an important role in gatekeeping and signposting where appropriate. However, we need to look at other ways in which to promote community cohesion. Commissioners and providers should also continue to explore alternative models of support, such as time banking and co-production, enabling people to have a greater role in how services are shaped to meet their eligible care and support needs. The “My Mates” scheme in Monmouthshire is a good example of a successful initiative which has helped to involve adults with learning disabilities in the community. As Newport City Council has won ICF funding for 2018/19 to develop a similar initiative in Newport, we are now well placed to apply learning from that service to make another positive difference in our local community.

Direct Payments can continue to ensure that services are diverse and tailored to an individual’s needs, and the role of managed banking will help to promote this further in Newport following a recent tender. Managed banking is a support service to enable people in receipt of Direct Payments to administer the process effectively and in compliance with their legal requirements.

Shared Lives is another option which can contribute to the development of community services, although it should be noted that its potential as a resource for outreach is limited because of its regulatory restrictions. This means that episodes of outreach support provided through Shared Lives must start and finish within the person’s home.

One of the key challenges facing the Council will be to change people’s expectations of what is available and what they can do for themselves. There needs to be earlier engagement between Children’s Services, Adult Services and Education to ensure that the

pathways to transition are more clearly mapped. There needs to be greater promotion of young people's independent living skills at an earlier age. The development of these independent living skills at an earlier age as part of an effective transition to adulthood is crucial in reducing the long-term financial burden to the Council.

The purchasing power of adults with learning disabilities is another area of previously untapped potential. There are many adults with learning disabilities, particularly in supported living, who have access to their own financial resources. We need to support them to consider how they can use their own resources to find meaningful and fulfilling ways in which to exercise their financial independence.

We need to build on the existing strong partnership working with colleagues in ABUHB to ensure that the common goals of well-being and promoting maintenance are approached strategically and operationally. Initiatives such as the Integrated Care Fund (ICF) provide opportunities for developing both community based services and capital projects that can help achieve these outcomes. The joint working approach that is integral to the ICF mechanism will also continue to contribute to community cohesion.

Ultimately, bringing about these changes in the community will not be achieved overnight. However, by continuing to work with people, carers and other key stakeholders, the Council will be able to shape the future and develop opportunities for adults with learning disabilities in Newport.

Key Actions to Develop Community Services
Action - Continue to use and develop opportunities for signposting to existing resources
Benefit – reduced reliance on the Council as a direct provider of support
Action - Continue to promote Direct Payments
Benefit – increased diversity of support and more cost effective provision
Action - Promotion of independent living skills at an earlier age through closer working with Education –
Benefit- Young people making the transition to Adult Services would require less support
Action - Supporting adults with learning disabilities to utilise their purchasing power
Benefit –Adults with learning disabilities can use their Welfare benefits for adults to access opportunities for development of their support networks, travel, and social activities
Action - Promotion of alternative service models such as time banking, co-operatives, co-production
Benefit - increased diversity of support and more cost effective provision. Potential investment from ICF required on a short term basis for initial development
Action - Engagement with people, carers and key stakeholders
Benefit – Ensuring that strategic plans are supported on a sustainable basis.
Action - Further developing use of outcomes-based approach to service delivery
Benefit – Enables service provision to be reduced as key milestones are reached

Action - Maximising funding opportunities through ICF to develop a range of community-based services eg transitional support services

Benefit – Short-term investment is used to develop sustainable support models

Market Position Statement - Supported Living and Residential Services

Key Messages	National and Local Context
Partnership working between Social Services, Housing and Registered Social Landlords has been highly successful, providing a blueprint to meet future accommodation needs.	Newport City Council Corporate Plan 2017-2022 – focus on a vibrant and sustainable Newport
Work needs to continue with Care and Support Providers to focus on all aspects of independent living and to reduce levels of need.	Well-being of Future Generations (Wales) Act 2015 – focus on sustainability and long-term viability
Financial climate remains extremely challenging, emphasising the need to maintain a sustainable care market.	

The majority of people with a Learning Disability receiving support from Social Services (53%) live with their family or in their own home. There is a need to ensure that the 150 people aged 20 –40 years old currently living with their family are supported to transition to an appropriate alternative if and when the need arises. In some cases this will only require the individual being recorded onto the Common Housing Register so that they are able to bid for suitable accommodation when the time is right. For other people with more complex needs, it may be necessary to consider purpose built accommodation to supplement existing private provision. It is therefore important that all individuals are listed on the common housing register so that steps can be taken to ensure the right type of accommodation is available.

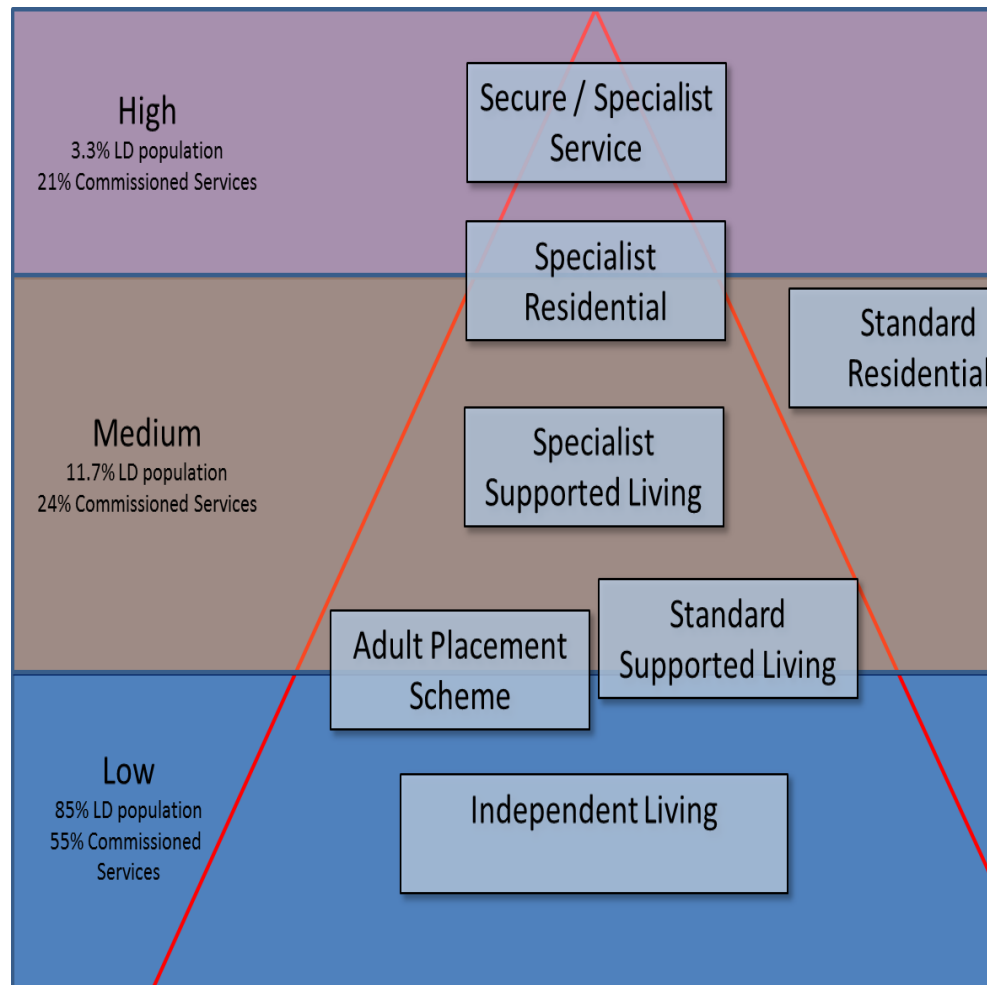
Accommodation needs also change as people get older; currently 70% of people aged over 65 with a learning disability live in either supported lodgings or residential accommodation. This is partly due to historical institutional services that did not maximise independence skills. It is essential that current services seek to promote greater independence. However, it is also recognised that as adults with a learning disability age, their physical health needs can also increase so we need to ensure that we have an appropriate range of services for older adults with a learning disability.

The Learning Disability Accommodation Strategy used an approach which looked at accommodation of people with learning disabilities based on tiers of need. From this, it was possible to establish a paradigm of needs-based accommodation and support. Please see diagrams overleaf. The approach remains broadly relevant and helps to inform Social Workers, Planners, Commissioners and Providers of significant trends. A critique of the approach could suggest that it was to some extent a subjective exercise and should acknowledge that it was possible

for fluctuations of individual need within these tiers. However, the use of this tiered approach remains a useful tool in understanding accommodation and support needs.

DRAFT

LEVELS OF NEED



High support services are accessed by 3% of the LD population in Newport. They are intensive, specialist and sometimes secure registered residential facilities. These placements are nearly always sourced by Statutory Service such as Health and Social Services. High support services comprise 21% of the placements commissioned by Social Services. Individuals in these services require high levels of support due to complex physical and/or behavioural needs. The facility will be staffed 24 hours a day and the staff team will be highly trained and multidisciplinary

12% of the current LD population in Newport are accessing **Medium** level accommodation support services and account for 24% of the council's accommodation based support commissioning. These services are primarily either registered residential care homes, or designated 24 hour supported living services. There are limited Adult Placement Services that can meet this level of need. Individuals with medium support needs will nearly always require 24 hour support on site or very close at hand.

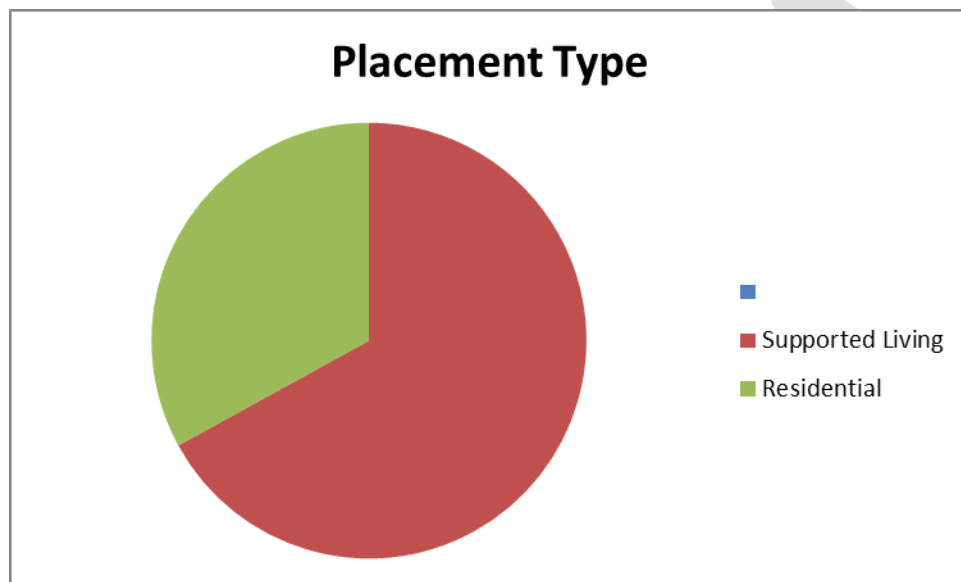
Low level support services account for 85% of the total LD population within Newport and are provided to 55% of individuals receiving a service from Social Services. 35% of people living in low level support services are living within a family environment and most of these would require a medium level of support service if it were not for the family environment.

PLACEMENT DATA LEARNING DISABILITIES SERVICE

Examination of the placement trends over the past 12 months enables us to attain a better understanding of demand for accommodation-based services. Analysis of the existing data sets and key trends enables us to plan for future need in the most cost effective way possible.

Newport City Council currently has a total of 186 Supported Living (67%) and Residential (33%), as at February 2018.

Placement Type: All Current Placements



A proportion of these are long-standing placements made following the closure of long stay hospitals. As the LD Accommodation Strategy 2012-2017 set out our strategic intention to utilise Supported Living as our preferred accommodation-based support model, it is revealing to consider our current approach through an analysis of more recent data.

In order to understanding our emerging needs, it is instructive to consider the data from the period April 2017 to February 2018 as a snapshot. An analysis of the supported living and residential placements made by Newport City Council for adults with learning disabilities during this period shows the following information:

NEW PLACEMENT TYPE (April 2017– February 2018)

PLACEMENT TYPE	No.	%
Supported Living	18	72%
Residential	7	28%
Total No. of Placements	25	100%

Of this total of 25 placements, 60% of the people placed were male, while 40% were female. Although the number of placements during this period is unusually high, it is accounted for the planned move to the new Ty Eirlys supported living development which opened in April 2017.

NEW SUPPORTED LIVING PLACEMENTS (April 2017– February 2018)

PLACEMENTS	No.	%
Moved from Family / Carers Home	5	28%
Moved from Residential Home	4	10%
Moved From Existing Supported Living Placement	9	50%
Total No. of Placements	18	100%

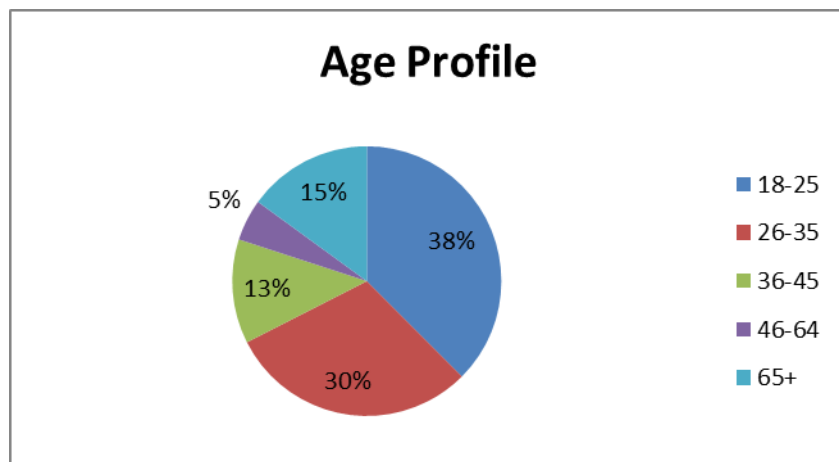
The above table shows a range of individual case management decisions, alongside a planned strategic approach. It is particularly striking that 50% of placements that were made involved moves from existing placements. This is wholly consistent with our targeted approach of promoting people's independence and providing them with more opportunities to develop their independent living skills. The Ty Eirlys service accommodates 13 people, 11 of whom were already living in supported accommodation. The model focusses on community inclusion and peer support and was the result of a 3 year planning programme with Charter Housing. The strategic approach to the development has enabled Charter to evaluate their existing housing stock. Alongside the development of a new, more sustainable resource, it has given Charter

the opportunity to decommission some of their existing housing and for the Council to decommission some services. The success of this approach needs to inform the Council's future approach to commissioning of supported living and residential services. The Council and Registered Social Landlords (RSL's) need to continue to work in partnership in order to avail of capital funding streams and to develop models of accommodation that can meet the diverse needs of adults with learning disabilities. In this context, it is vital that Adult Services ensure that future housing needs are communicated to colleagues in Housing and that work programmes are aligned accordingly.

The age profile of the placements made during this period bears further analysis.

When shown in pictorial form, it illustrates further that the clear majority of placements (68%) have been for people aged 35 or under.

AGE PROFILE OF SUPPORTED LIVING PLACEMENTS (April 2017– February 2018)



Within this demographic of adults with learning disabilities aged 18-35, 27 placements have been made. 20 (76%) have been in Supported Living and 7 (24%) have been in Residential services. The Council's approach to commissioning of services for learning disabilities has focussed on promoting independence and developing opportunities for community participation, an ethos firmly embedded in Supported Living. Although Residential services can also be compatible with this approach, our commissioning of residential care for this age group has been aimed at meeting very specific and complex needs. To put it in the context of the aforementioned Levels of Need, 6 of these 7 residential placements can be equated to High Level of Need.

When considering **Residential** placements, we are also experiencing an increased demand for residential care for older people with learning disabilities. This has been because their existing supported living or residential environment was no longer able to meet their needs due to the deteriorating physical health. Where possible, we have used the Council's own residential accommodation to meet these support needs. As there is a scarcity of ground floor accommodation in Newport to meet these needs, our ongoing strategic planning must reflect the likelihood of increased demand for this age group.

We also need to examine this and other current key demographic data to anticipate and plan for future needs. As well as an aging LD population already living in Supported Living and Residential accommodation who will require the right type of provision to meet their future needs, there are a significant number of adults with learning disabilities currently living with elderly carers.

Adults with Learning Disabilities Aged 35+ Living at Home with Parents / Family

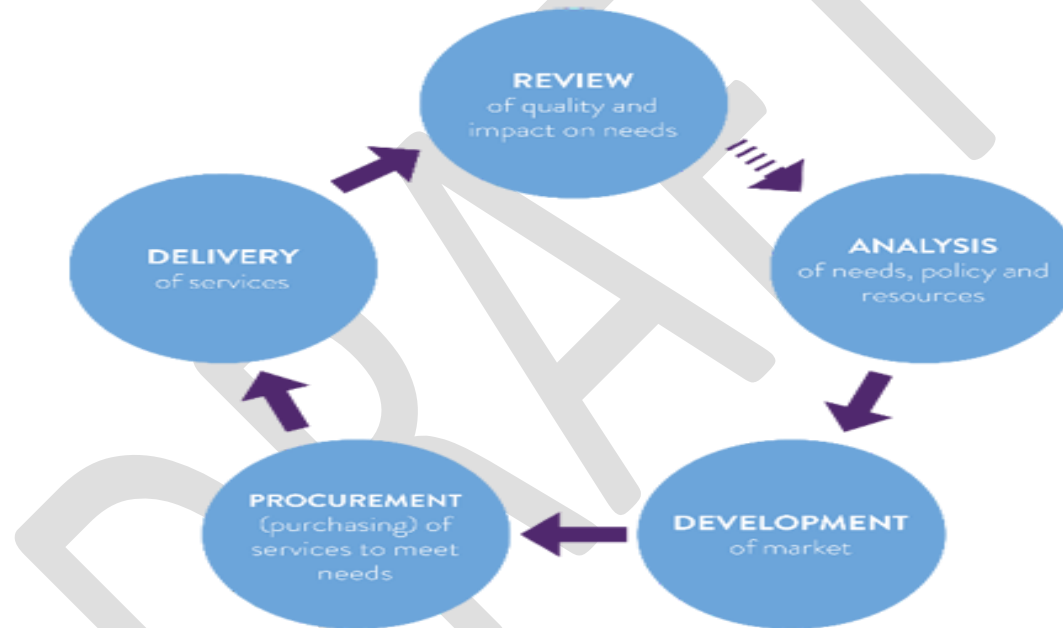
Age Group	No. of Clients	%
35-44	42	42%
45-54	37	37%
55-64	14	14%
65+	8	8%
Total	101	100%

As all of these adults are already in receipt of a service for which they have an eligible need, there is likely to be an increased demand for appropriate accommodation to meet their future needs as their parents / carers grow older. There is also likely to be an increased demand for accommodation to meet the changing needs of people already accommodated. As they grow older, their requirements are likely to change as they become more physically frail. There are currently 24 people living in residential and supported living accommodation over the age of 60. This represents 13% of the total number of adults with learning disabilities who are living in 24 hour care settings. We have commenced some initial scoping of that potential future need and work is underway to phase it in to our developmental plans working alongside Housing and Registered Social Landlords.

REDUCING LEVELS OF NEED

Reducing dependency has to be a focus throughout all commissioned services, including those people with more complex needs. The classic model of the Commissioning Cycle utilises an evidence-based approach to ensure that the right services are being delivered.

The Commissioning Cycle

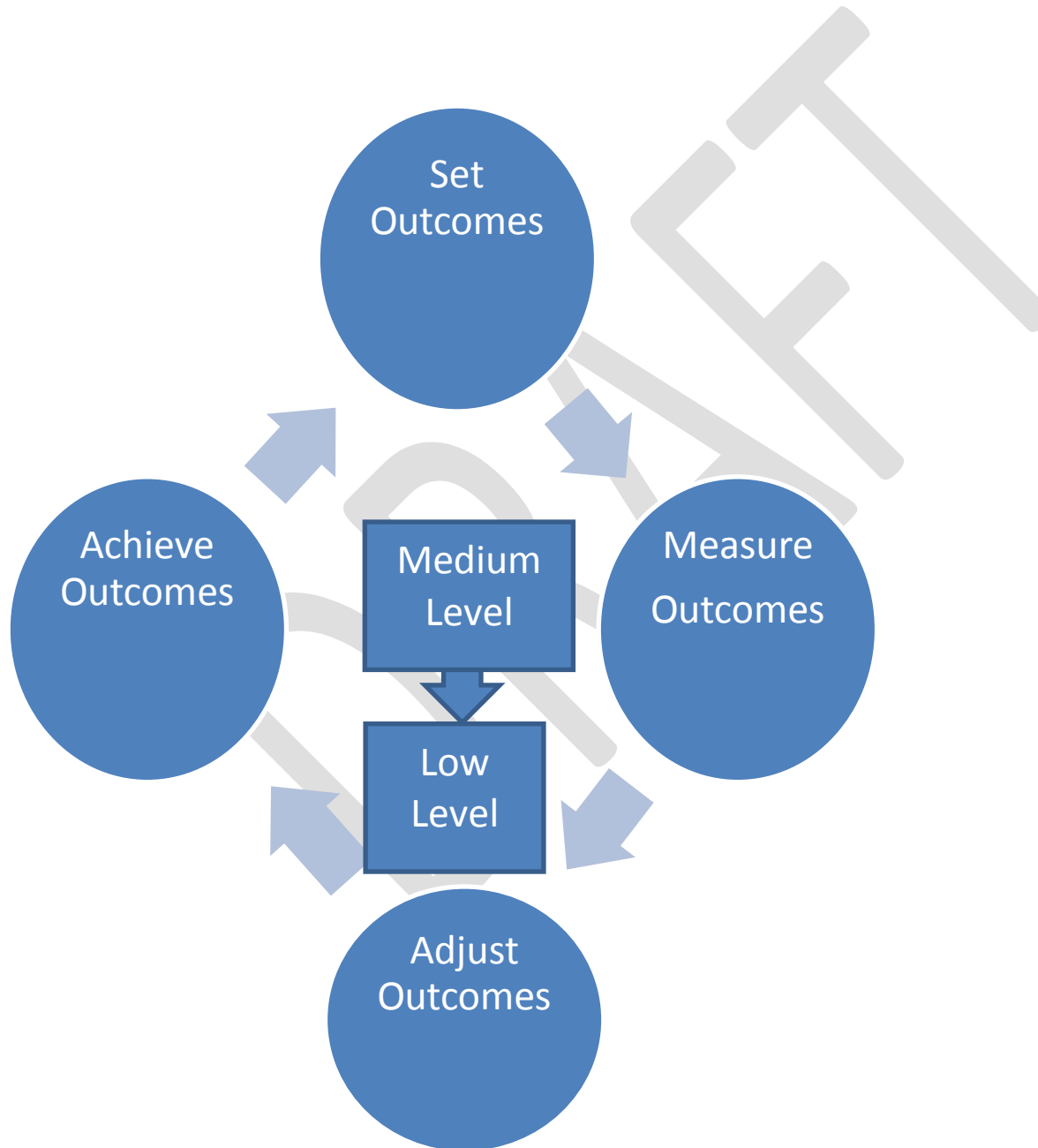


Where possible, and where appropriate, we need to develop opportunities for people to lead more independent lives. The provision of services that are outcomes based is an increasingly important element of supporting people to reducing their level of need. In order to promote independence, we need to develop an outcomes-based approach for individuals by which we can use key milestones to identify progress made. The diagram below adopts the key principles of the Commissioning Cycle to enable people to move downwards through the accommodation-based support services as their levels of need decrease. The financial

challenges facing the Council are immense, but by ensuring that the right services are in place to support people on their journey towards further independence, we will be more efficient and effective in our commissioning.

DRAFT

Reducing Levels of Need with Outcomes Based Commissioning



STRATEGIC DEVELOPMENT OF SUPPORTED LIVING SERVICES

Developing Services with RSL's

The **Supported Living** model offers Social Services the opportunity to avail of a range of funding options for accommodation and support. Previous collaboration with our Housing Department has resulted in the development of the following accommodation based services in Newport:

- Ty Nant – currently supports 6 adults with learning disability and complex autism
- Renoir Road – currently supports 5 adults with learning disabilities
- Ty Eirlys - service opened in April 2017 and supports 13 adults with learning disabilities. Social Housing grant was used to fund the renovation of a former nursing home in the Stow Park area, and the tenants each have their own flat. There is some communal space to enable the tenants to socialise with one another, alongside a low level of core staff support. Each tenant has their own targeted support levels, with Supporting People funding used for housing related support needs. The service is aimed at those individuals who have the capacity for independence, but who also benefit from peer support in a secure environment. The tenants have already established a local presence and it is envisaged that further opportunities for meaningful community participation will be encouraged.
- 610a Chepstow Road- offers support for 3 adults with learning disabilities, very challenging needs and complex autism in a bungalow setting. The service was previously located in another authority area.

Plans are also being progressed for the development of a Learning Disability Scheme for older tenants, which, as stated previously, is a growing need. The delivery of these schemes means that properties which were previously used can be decommissioned.

Similarly other schemes are being reviewed to determine how successful they have been and whether the type of service provision needs to be revised; this will also be undertaken with the schemes being developed above. It is important that we review and assess the effectiveness of the service models that we have developed, and where necessary, refine and adjust them based on our learning outcomes. For example, the Ty Nant supported living service at Ringland, has recently benefited from a programme of work which has seen a renovation of the environment. This was based on our acquired knowledge of what worked at the service and what needed to improve.

There is significant pressure on social housing at present. Figures from Newport City Council's Housing department in March 2017 show an increase of 5% in the demand for affordable housing need of 1,368 units to be addressed. This is a strong indicator that the supply of affordable housing is not keeping pace with need. It makes it even more critical therefore, that we plan and co-ordinate our resources effectively to ensure that the current and future housing needs of adults with learning disabilities are accounted for. Working collaboratively with RSL's also prevents some of those risks that are prevalent in dealing with private sector landlords.

The way in which we approach these commissioning challenges will be vital. The political requirement for regional collaboration has to be acknowledged, but it should also be counter-balanced with local commissioning intelligence based on the particular needs of people with

learning disabilities in Newport. Shared Lives is another option of that can be offered to provide both short-term and long-term support for adults with learning disabilities. The Council will also need to reflect upon its own role as a service provider to determine whether it is best placed to provide the flexible and innovatory models of support required to promote independence.

As mentioned earlier, enabling an effective transition from Children’s Services to adulthood is very important. This is especially true for those young adults with complex needs who are likely to require a high level of service. Planning and forecasting key areas of demand is an essential element of managing our resources. We need to challenge some of the assumptions and limitations of the children’s care market when young people transfer to adult services. This will help ensure that the most appropriate services are in place, but on a basis which is sustainable in the longer term.

The overall aim is to provide a clear pathway for service users to ensure that appropriate accommodation, care and support are available to meet their needs and that there is an opportunity for choice of area and accommodation type. Support and care provision for each individual will be assessed and can vary dependent upon their needs, with services being provided flexibly rather than adhering to a “one size fits all” approach.

Key Actions to Developing Accommodation and Support Services
Action - Engagement with key stakeholders
Benefit – Ensuring that strategic plans are supported on a sustainable basis.
Action -Ensuring that people register on the Common Housing Register for accommodation.
Benefit – Assists alignment of service planning between Social Services and Housing to meet current and future housing needs
Action- Providing new properties by working in partnership with registered social landlords once the needs have been identified.
Benefit – Ensure that appropriate housing options are available to meet a range of needs.
Benefit – Access to Supporting People and Housing Benefit funding streams that reduce the financial burden on Social Services and enable more cost effective and sustainable service models.
Action - Encouraging existing landlords to advertise and let their properties through the common housing register, if they meet the appropriate standards required by the council’s environmental health department.
Benefit – Increases diversity of accommodation.
Action - Working with neighbouring local authorities to develop new specialist housing schemes on a regional basis
Benefit – Partnership working to develop more cost effective and sustainable support models with nearby local authorities
Action - Ensuring that potential applicants are fully aware of the need to register for accommodation, and understand the housing options that are available to them.

Benefit – Facilitates demand analysis.
Action - Maximising opportunities for capital funding grants
Benefit – Access to capital funding streams through RSL's that reduce the financial burden on Social Services.
Action Working with Care and Support Providers to focus on all aspects of independent living and developing pathways to reduced need
Benefit – Reduction of dependency and development of more cost-effective and sustainable services.

DRAFT

Consultation

Consultation will include the following Key Stakeholders:

Adults with Learning Disabilities
Carers
Care and Support Providers
Registered Social Landlords
Newport City Council Housing Department
Supporting People Team
ABUHB

How will we know if we have achieved our goals?

(ACTION PLAN TO BE DEVELOPED AFTER CONSULTATION)

For each of the priorities, we have identified some measures which will help show how much is being achieved and what difference it is making. The table below shows these measures and will be used to report performance annually to the Cabinet Member for Social Care and Wellbeing at Newport City Council, whose foreword began this document.

	Priority	Performance Measure	Lead/Contact	Target	Type of PI	Actual Performance

Comments

This is the first draft of the Independent Living Strategy. It is intended that feedback will be sought from as many sources as possible, including Adults with a learning disability, carers, providers and statutory staff teams.

comments:



Please return the completed form to Newport City Council, NCN East, Civic Centre, Newport NP20 4UR or alternatively e-mail your comments to brian.lovett@newport.gov.uk
If you have any queries please telephone NCN East on 01633 656656.